


# IDA 48

İÇ KAPI & PENCERE  
SİSTEMİ



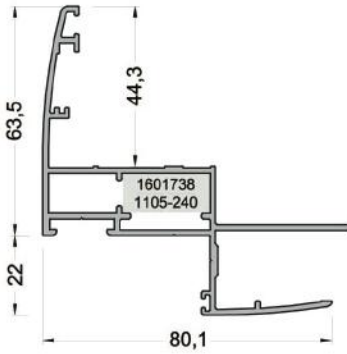
ACCURACY



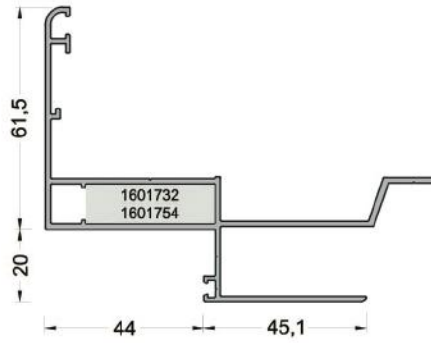
HARMONY



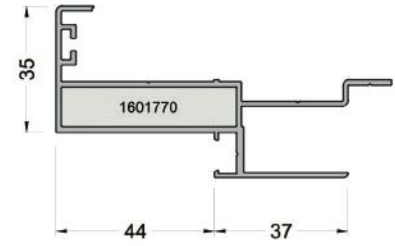
BALANCE



648-1101 (1,285 kg/mt)  
D48F01 KASA PROFİLİ



648-1202 (1,228 kg/mt)  
D48F03 DÜZ KASA PROFİLİ



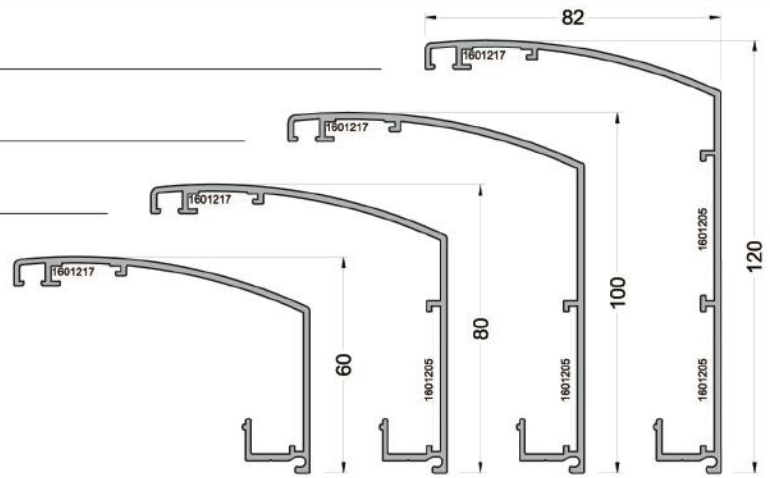
648-1203\* (1,085 kg/mt)  
D48F04 DÜZ KASA PROFİLİ

648-6104 (1,176 kg/mt)  
D48A05 120MM OVAL PERVAZ PROFİLİ

648-6103 (1,052 kg/mt)  
D48A04 100MM OVAL PERVAZ PROFİLİ

648-6102 (0,954 kg/mt)  
D48A03 80MM OVAL PERVAZ PROFİLİ

648-6101 (0,837 kg/mt)  
D48A02 60MM OVAL PERVAZ PROFİLİ



648-6206 (1,818 kg/mt)  
D48A13 190MM PERVAZ PR.

648-6205 (1,721 kg/mt)  
D48A12 170MM PERVAZ PR.

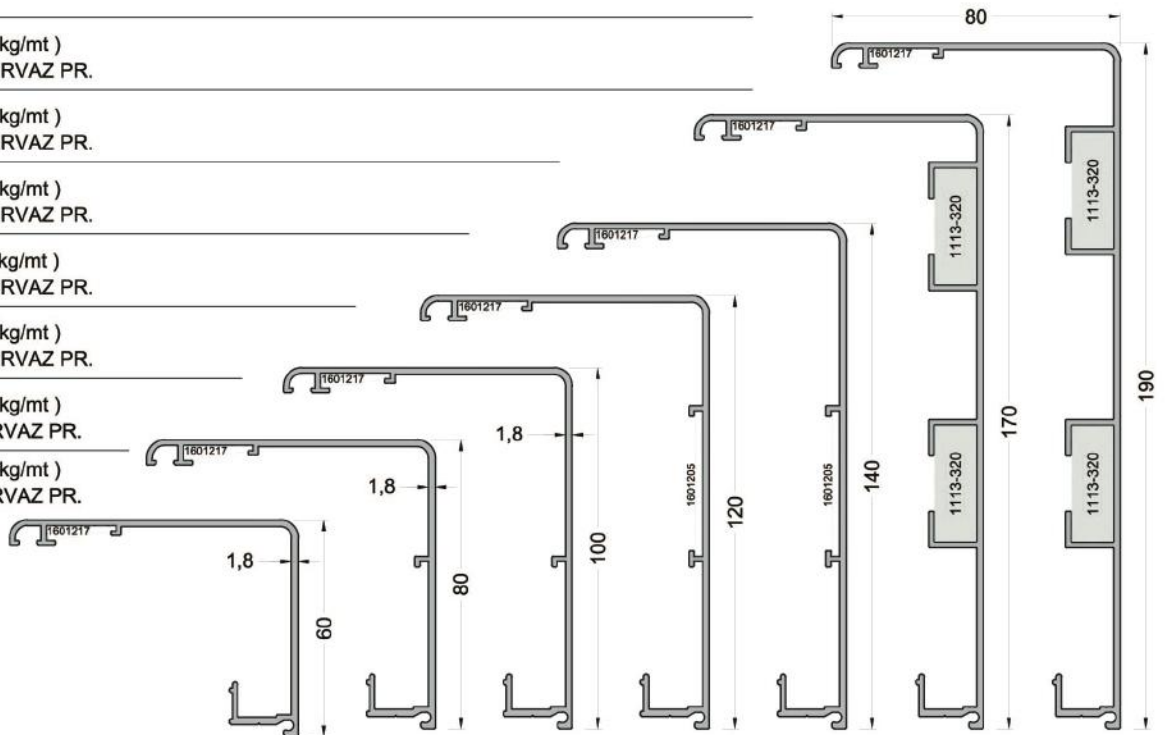
648-6209 (1,279 kg/mt)  
D48A17 140MM PERVAZ PR.


648-6204 (1,239 kg/mt)  
D48A11 120MM PERVAZ PR.

648-6203 (1,110 kg/mt)  
D48A10 100MM PERVAZ PR.

648-6202 (1,008 kg/mt)  
D48A09 80MM PERVAZ PR.

648-6201 (0,879 kg/mt)  
D48A08 60MM PERVAZ PR.





ACCURACY



HARMONY



BALANCE

648-6306\* (0,920 kg/mt)  
DÜZ PERVAZ PROFİLİ 135 mm

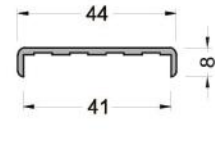
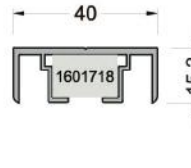
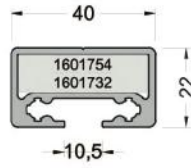
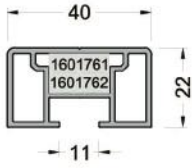
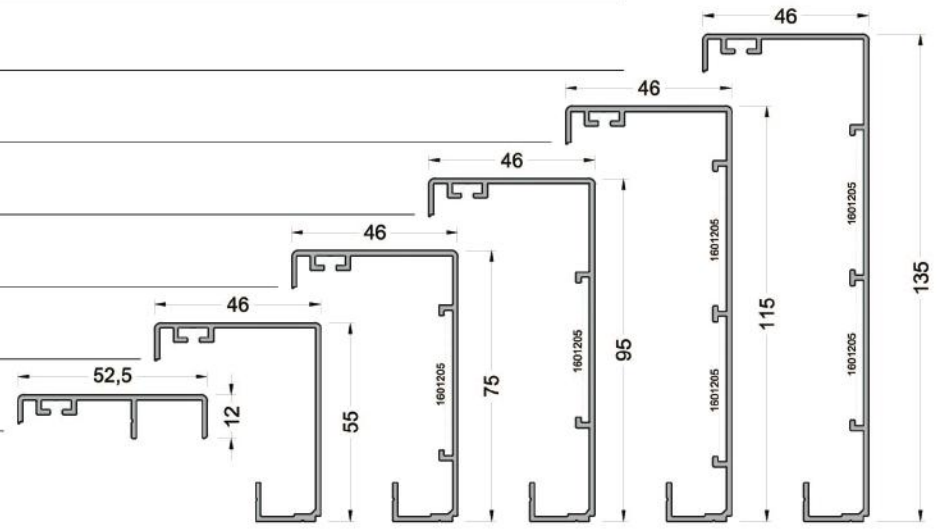
648-6305\* (0,844 kg/mt)  
DÜZ PERVAZ PROFİLİ 115 mm

648-6304\* (0,742 kg/mt)  
DÜZ PERVAZ PROFİLİ 95 mm

648-6303\* (0,666 kg/mt)  
DÜZ PERVAZ PROFİLİ 75 mm

648-6302\* (0,550 kg/mt)  
DÜZ PERVAZ PROFİLİ 55 mm

648-6301\* (0,338 kg/mt)  
AŞŞAP PANEL PERVAZ PROFİLİ

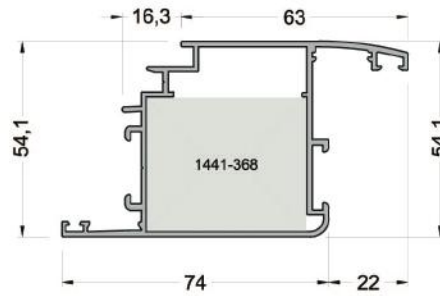
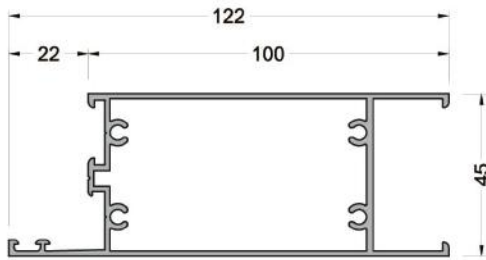


648-3108 (0,647 kg/mt)  
D48V08 KANAT PROFİLİ

648-3102 (0,805 kg/mt)  
D48V02 KANAT PROFİLİ


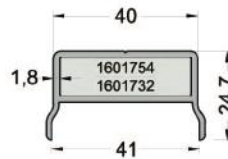
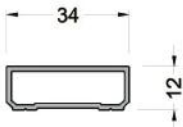
648-3106 (0,424 kg/mt)  
D48V06 LAMİNANT KAPI PROFİLİ

648-3104 (0,230 kg/mt)  
D48V04 LAMİNANT KAPI PROFİLİ



145-4401 (1,964 kg/mt)  
WA45K01 122MM ETEK PROFİLİ

145-3401 (1,497 kg/mt)  
WA45V02 OVAL GENİŞ KANAT PROFİLİ




648-2103 (0,300 kg/mt)  
D48M03 KAYIT PROFİLİ

648-3103 (0,572 kg/mt)  
D48V03 LAMİNANT KANAT

648-7101 (0,051 kg/mt)  
D48A06 KAPAMA ÇİTASI

# IDA 48

İÇ KAPI & PENCERE SİSTEMİ



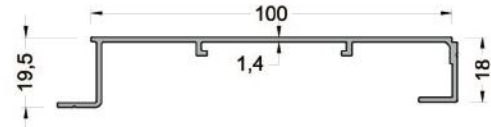

ACCURACY



HARMONY

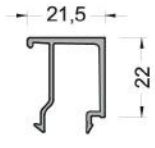
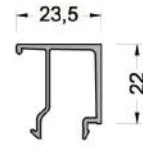
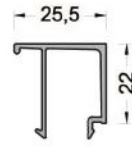
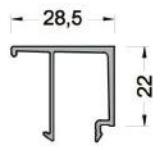
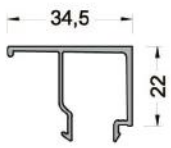


BALANCE



648-8105 (0,867 kg/mt )  
D48A16 100MM ADAPTÖR PROFİLİ

648-8106\* (0,623 kg/mt )  
ADAPTÖR PROFİLİ 100 mm



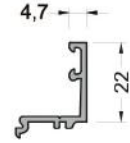
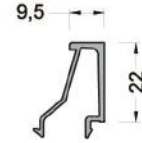
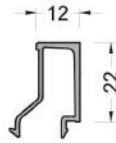
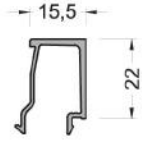
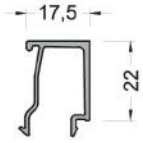
800-345 (0,320 kg/mt )  
G345 CAM ÇİTASI

800-285 (0,302 kg/mt )  
G285 CAM ÇİTASI

800-255 (0,295 kg/mt )  
G255 CAM ÇİTASI

800-235 (0,282 kg/mt )  
G235 CAM ÇİTASI

800-215 (0,274 kg/mt )  
G215 CAM ÇİTASI



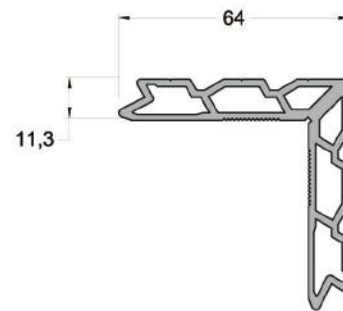
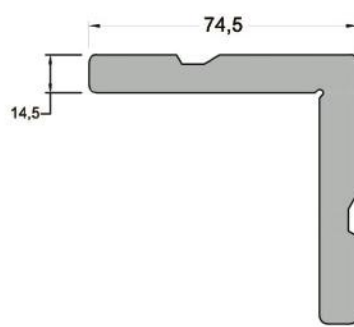
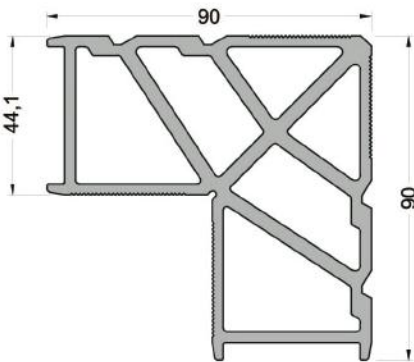
800-175 (0,260 kg/mt )  
G175 CAM ÇİTASI

800-155 (0,251 kg/mt )  
G155 CAM ÇİTASI

800-120 (0,239 kg/mt )  
G120 CAM ÇİTASI

800-095 ( 0,233 kg/mt )  
G095 CAM ÇİTASI

800-045 (0,227 kg/mt )  
G045 CAM ÇİTASI




1441 (4,896 kg/mt )  
L441 KÖŞE TAKOZU

1105 (3,785 kg/mt )  
L105 KÖŞE TAKOZU

1113 (2,084 kg/mt )  
L113 KÖŞE TAKOZU

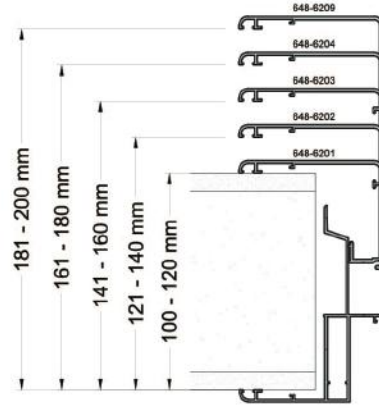
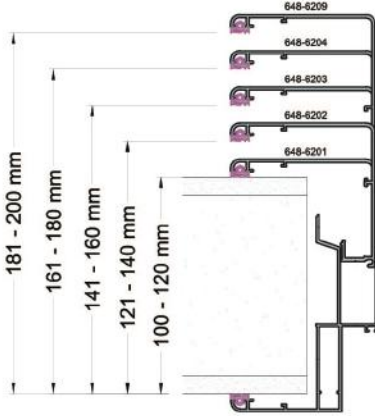




ACCURACY

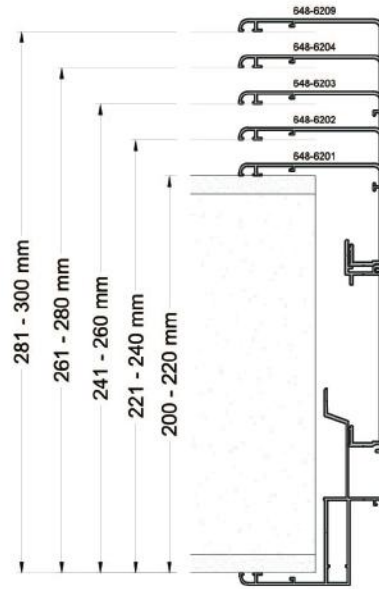
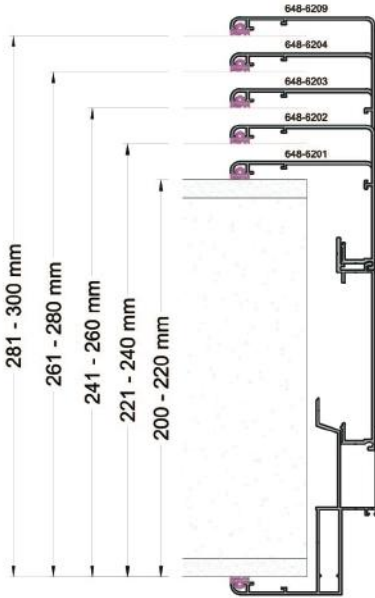
HARMONY

BALANCE



FİTİLLİ VE FİTİLSİZ UYGULAMALARDA  
PERVAZ SEÇİMİ DEĞİŞMEMEKTEDİR

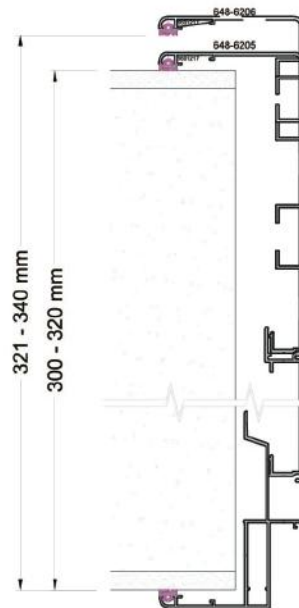
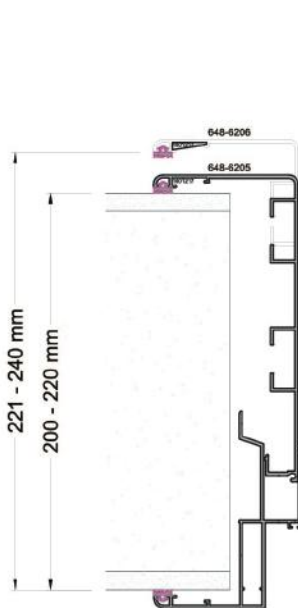
DUVAR ÖLÇÜSÜ	KASA PROFİLİ	PERVAZ PROFİLİ	ADAPTÖR
100 - 120 mm	648-1202	648-6201	-
120 - 140 mm	648-1202	648-6202	-
140 - 160 mm	648-1202	648-6203	-
160-180 mm	648-1202	648-6204	-
180 - 200 mm	648-1202	648-6209	-



FİTİLLİ VE FİTİLSİZ UYGULAMALARDA  
PERVAZ SEÇİMİ DEĞİŞMEMEKTEDİR

300 mm ÖLÇÜSÜNÜN GEÇİLDİĞİ DURUMLARDA  
648-8105 ADAPTÖR İSTENİLEN MİKTARDA  
EKLENEREK İSTENİLEN ÖLÇÜYE GETİRİLEBİLİR


DUVAR ÖLÇÜSÜ	KASA PROFİLİ	PERVAZ PROFİLİ	ADAPTÖR
200 - 220 mm	648-1202	648-6201	648-8105
220 - 240 mm	648-1202	648-6202	648-8105
240 - 260 mm	648-1202	648-6203	648-8105
260 - 280 mm	648-1202	648-6204	648-8105
280 - 300 mm	648-1202	648-6209	648-8105



FİTİLLİ VE FİTİLSİZ UYGULAMALARDA  
PERVAZ SEÇİMİ DEĞİŞMEMEKTEDİR

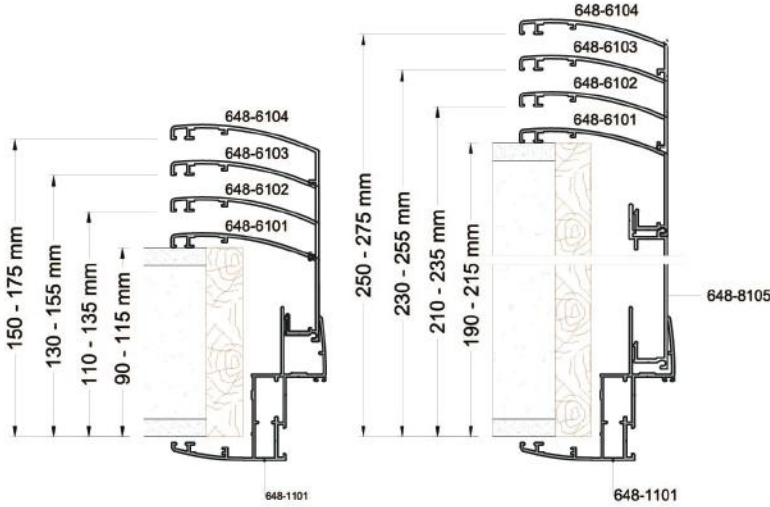
170 lık ve 190 lık  
PERVAZLAR İLE ADAPTÖR KULLANMADAN  
200-240 mm ARASI UYGULAMA YAPILABİLİR

DUVAR ÖLÇÜSÜ	KASA PROFİLİ	PERVAZ PROFİLİ	ADAPTÖR
200 - 220 mm	648-1202	648-6205	-
220 - 240 mm	648-1202	648-6206	-
300 - 320 mm	648-1202	648-6205	648-8105
320 - 340 mm	648-1202	648-6206	648-8105

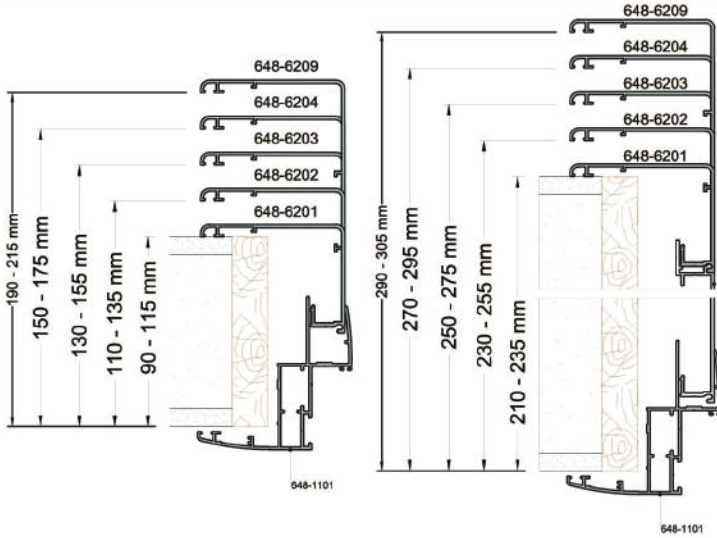


FİTİLLİ VE FİTİLSİZ UYGULAMALARDA  
PERVAZ SEÇİMİ DEĞİŞMEMEKTEDİR

275 mm ÖLÇÜSÜNÜN GEÇİLDİĞİ  
DURUMLARDA 648-8105 ADAPTÖR İSTENİLEN  
MİKTARDA EKLENEREK  
İSTENİLEN ÖLÇÜYE GETİRİLEBİLİR



DUVAR ÖLÇÜSÜ	KASA PROFİLİ	PERVAZ PROFİLİ	ADAPTÖR
90-115 mm	648-1101	648-6101	-
110-135 mm	648-1101	648-6102	-
130-155 mm	648-1101	648-6103	-
150-175 mm	648-1101	648-6104	-
190-215 mm	648-1101	648-6101	648-8105
210-235 mm	648-1101	648-6102	648-8105
230-255 mm	648-1101	648-6103	648-8105
250-275 mm	648-1101	648-6104	648-8105

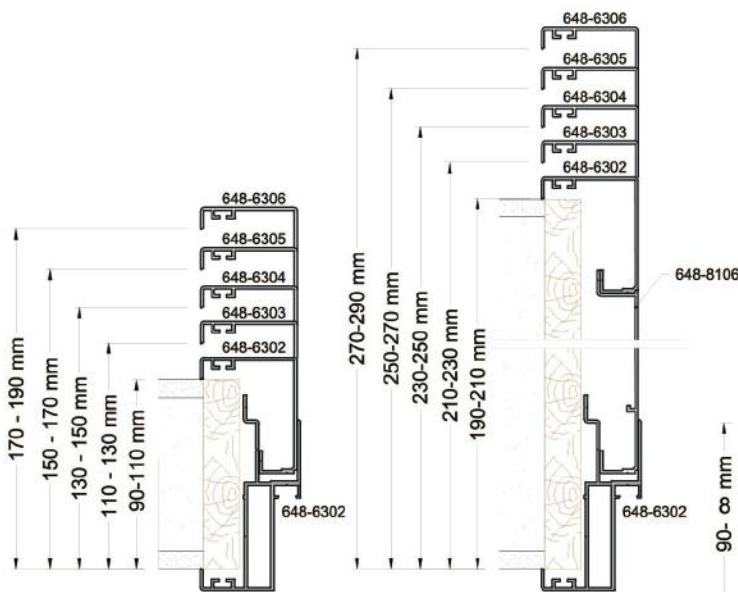


ALTERNATİF OLARAK  
OVAL KASA / DÜZ PERVAZ UYGULAMASI YAPILABİLİR

FİTİLLİ VE FİTİLSİZ UYGULAMALARDA  
PERVAZ SEÇİMİ DEĞİŞMEMEKTEDİR

275 mm ÖLÇÜSÜNÜN GEÇİLDİĞİ DURUMLARDA  
648-8105 ADAPTÖR İSTENİLEN MİKTARDA EKLENEREK  
İSTENİLEN ÖLÇÜYE GETİRİLEBİLİR

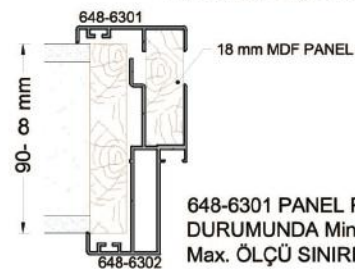
DUVAR ÖLÇÜSÜ	KASA PROFİLİ	PERVAZ PROFİLİ	ADAPTÖR
90-115 mm	648-1101	648-6201	-
110-135 mm	648-1101	648-6202	-
130-155 mm	648-1101	648-6203	-
150-175 mm	648-1101	648-6204	-
190-215 mm	648-1101	648-6209	-
210-235 mm	648-1101	648-6201	648-8105
230-255 mm	648-1101	648-6202	648-8105
250-275 mm	648-1101	648-6203	648-8105
270-295 mm	648-1101	648-6204	648-8105
290-305 mm	648-1101	648-6209	648-8105



PERVAZ UYGULAMALARI İÇİN

DUVAR ÖLÇÜSÜ	KASA PROFİLİ	PERVAZ PROFİLİ	ADAPTÖR
90-110 mm	648-1203	648-6302	-
110-130 mm	648-1203	648-6303	-
130-150 mm	648-1203	648-6304	-
150-170 mm	648-1203	648-6305	-
170-190 mm	648-1203	648-6306	-
190-210 mm	648-1203	648-6302	648-8106
210-230 mm	648-1203	648-6303	648-8106
230-250 mm	648-1203	648-6304	648-8106
250-270 mm	648-1203	648-6305	648-8106
270-290 mm	648-1203	648-6306	648-8106


290 mm ÖLÇÜSÜNÜN GEÇİLDİĞİ DURUMLARDA  
648-8106 ADAPTÖR İSTENİLEN MİKTARDA EKLENEREK  
İSTENİLEN ÖLÇÜYE GETİRİLEBİLİR



648-6301 PANEL PERVAZININ SEÇİLMESİ  
DURUMUNDA Min. ÖLÇÜ SINIRI 90 mm  
Max. ÖLÇÜ SINIRI BULUNMAMAKTADIR

# IDA 48

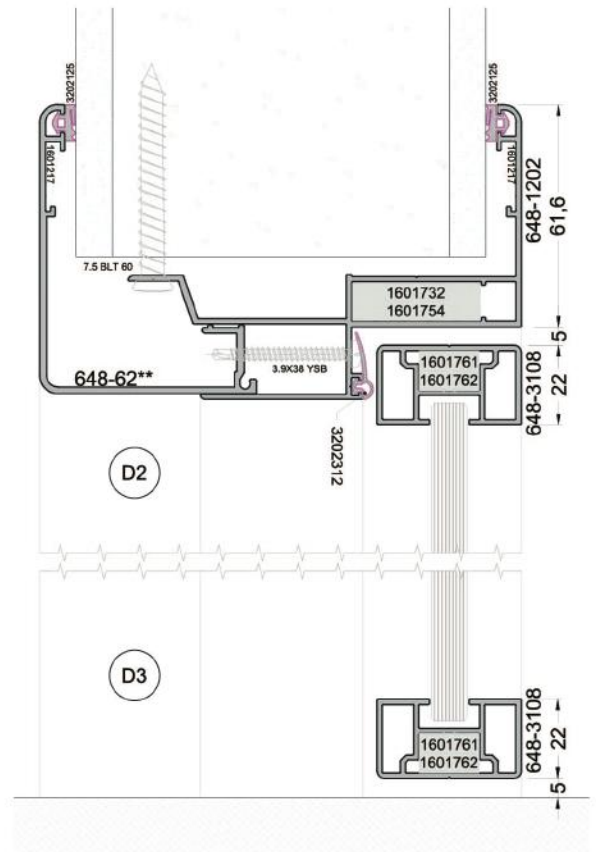
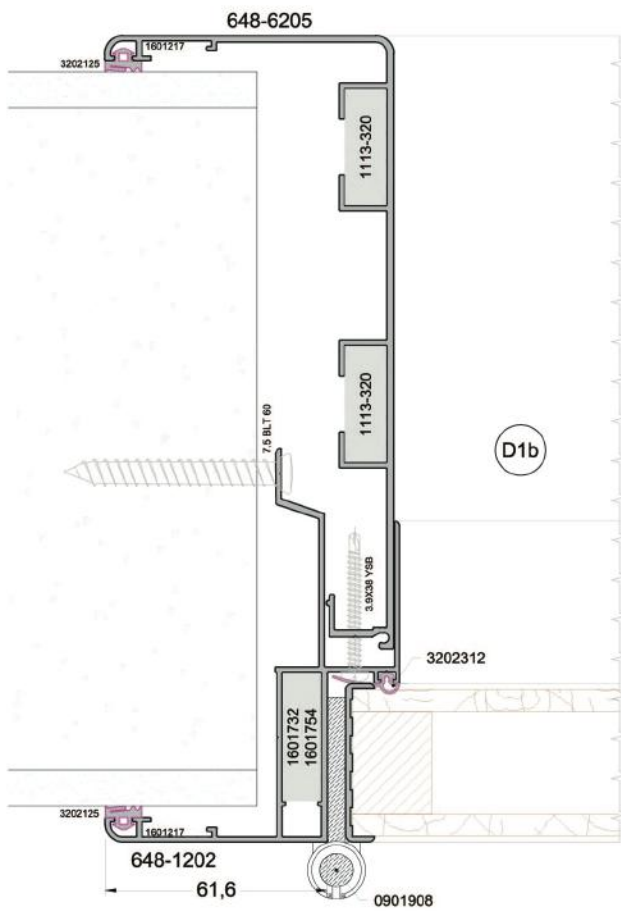
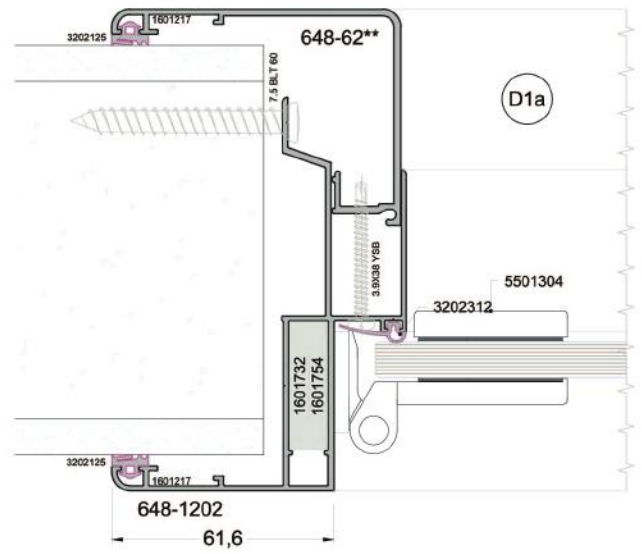
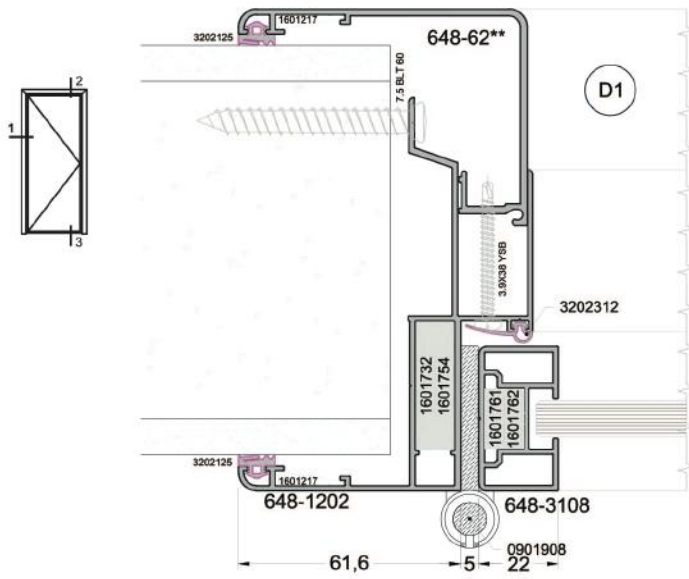
İÇ KAPI & PENCERE SİSTEMİ



ACCURACY

HARMONY

BALANCE





# IDA 48

İÇ KAPI & PENCERE SİSTEMİ



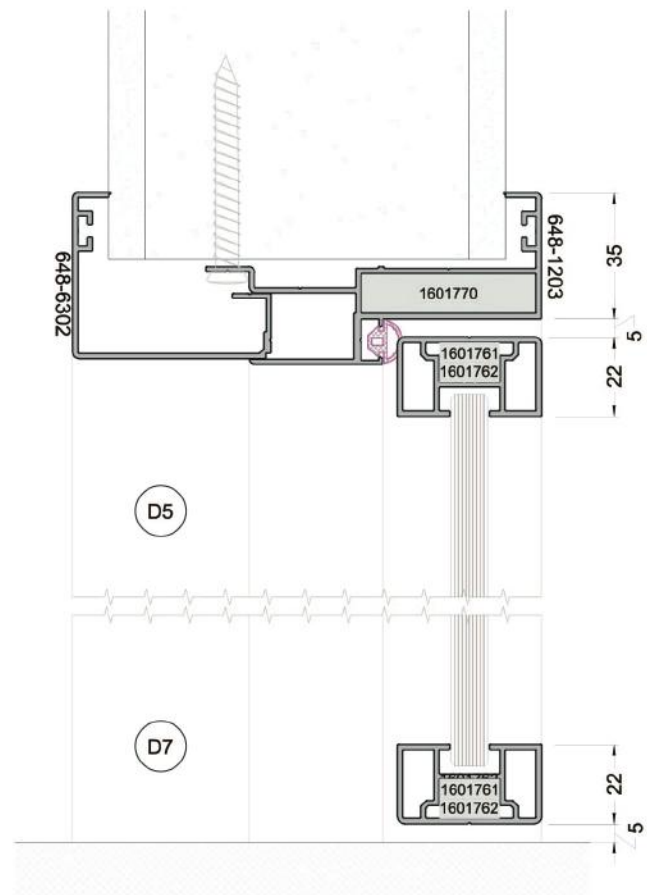
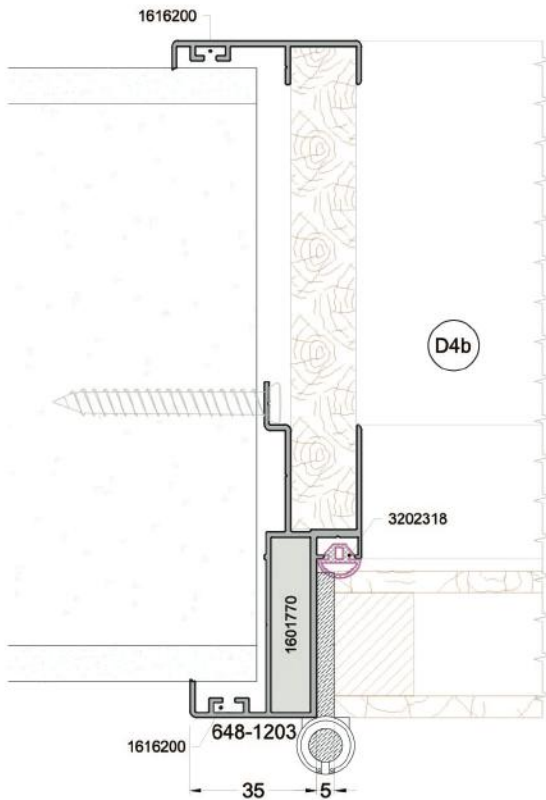
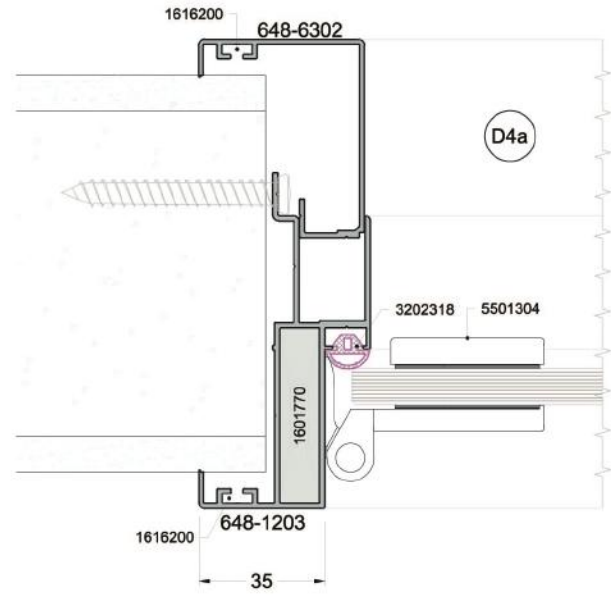
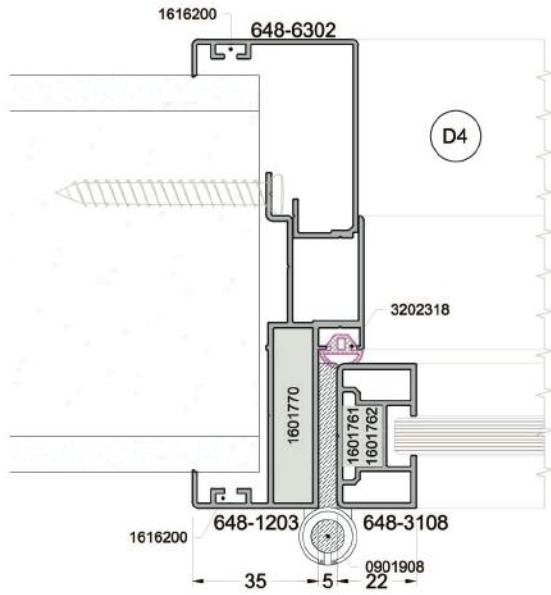
ACCURACY



HARMONY




BALANCE



# IDA 48

İÇ KAPI & PENCERE SİSTEMİ



ACCURACY



HARMONY



BALANCE

