


# FAT 70

YALITIMLI KATLANIR KAPI  
SİSTEMİ

# FAT 70

YALITIMLI KATLANIR KAPI SİSTEMİ



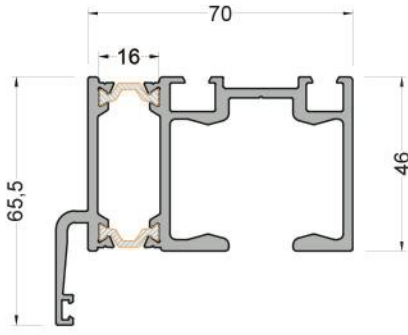
ACCURACY



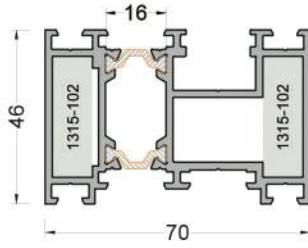
HARMONY



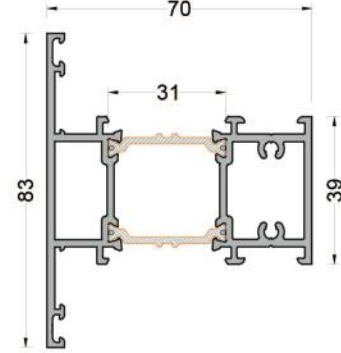
BALANCE



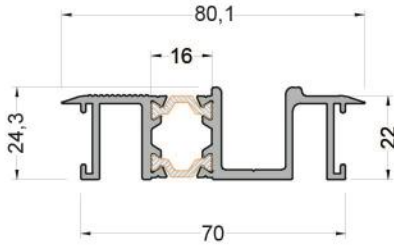
770-1301 ( 2,297 kg/mt )  
FAT70F03 ÜST RAY KASA PROFİLİ



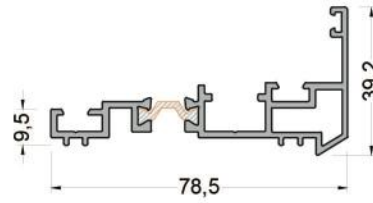
770-1102 ( 2,206 kg/mt )  
FAT70F04 YAN KASA PROFİLİ



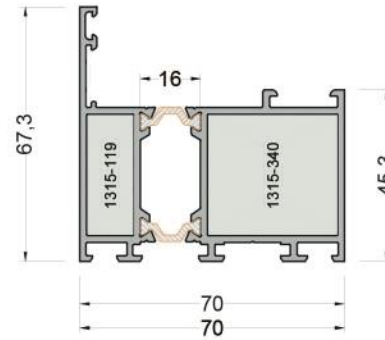
770-4101 ( 1,870 kg/mt )  
FAT70M01 ORTA KAYIT PROFİLİ



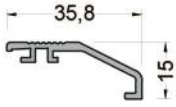
770-1201 ( 1,276 kg/mt )  
FAT70F02 ALT RAY KASA PROFİLİ



770-3203\* ( 0,975 kg/mt )  
FT70A02 PVC İSPANYOLET BİNİ AD. PR.



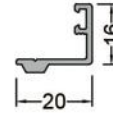
770-2102 ( 1,858 kg/mt )  
FAT70 V02 KANAT PROFİLİ



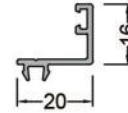
770-3301 ( 0,252 kg/mt )  
FAT70A01 ALT RAY ADAPTÖR



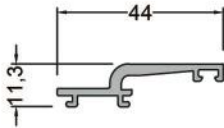
755-3303 ( 0,300 kg/mt )  
FA55A03 ALT RAY AD. PR.



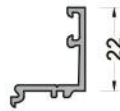
755-3302 ( 0,190 kg/mt )  
FA55A02 BİNİ PROFİLİ



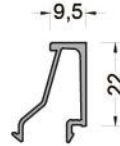
755-3304 ( 0,190 kg/mt )  
FA55A04 BİNİ PROFİLİ



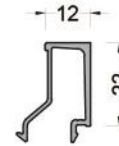
755-3305 ( 0,356 kg/mt )  
FA55A05 ALT KASA BİNİ PR.



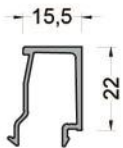
800-045 ( 0,227 kg/mt )  
G045 CAM ÇİTASI



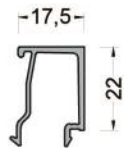
800-095 ( 0,232 kg/mt )  
G095 CAM ÇİTASI



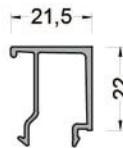
800-120 ( 0,237 kg/mt )  
G120 CAM ÇİTASI



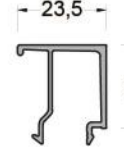
800-155 ( 0,249 kg/mt )  
G155 CAM ÇİTASI



800-175 ( 0,258 kg/mt )  
G175 CAM ÇİTASI




800-215 ( 0,273 kg/mt )  
G215 CAM ÇİTASI



800-235 ( 0,280 kg/mt )  
G235 CAM ÇİTASI

# FAT 70

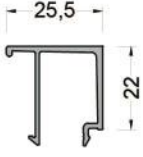
YALITIMLI KATLANIR KAPI SİSTEMİ



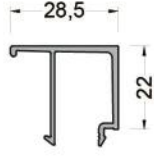
ACCURACY

HARMONY

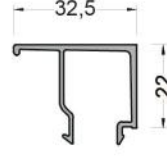
BALANCE



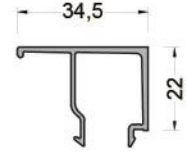
800-255 ( 0,285 kg/mt )  
G255 CAM ÇİTASI



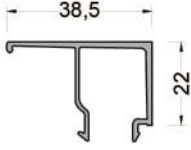
800-285 ( 0,296 kg/mt )  
G285 CAM ÇİTASI



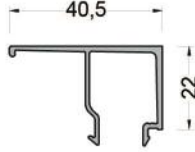
800-325 ( 0,320 kg/mt )  
G325 CAM ÇİTASI



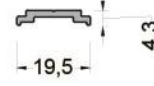
800-345 ( 0,325 kg/mt )  
G345 CAM ÇİTASI



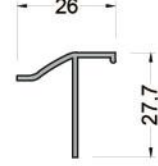
800-385 ( 0,332 kg/mt )  
G385 CAM ÇİTASI



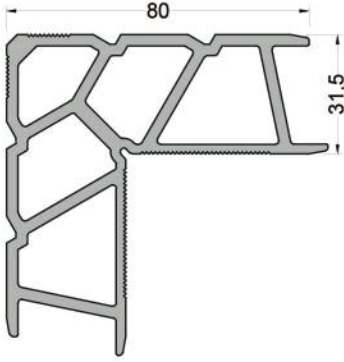
800-405 ( 0,345 kg/mt )  
G405 CAM ÇİTASI



804-101 ( 0,190 kg/mt )  
IW01 TİJ PROFİLİ

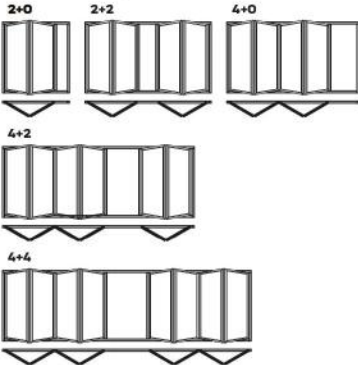


802-103 ( 0,188 kg/mt )  
T03 T BİNİ PROFİLİ

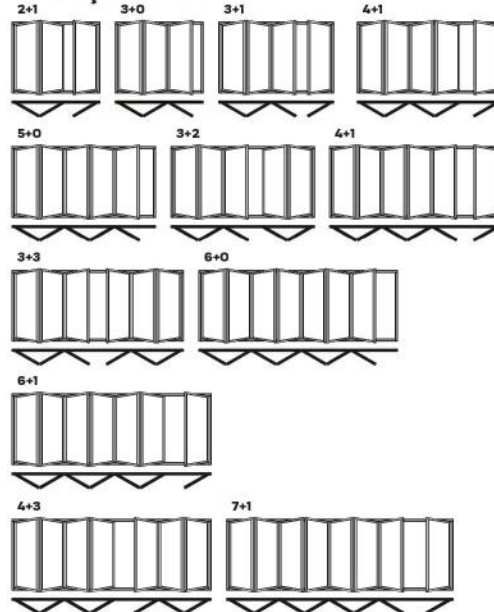


1315( 3,500 kg/mt )  
L315 KÖŞE TAKOZU

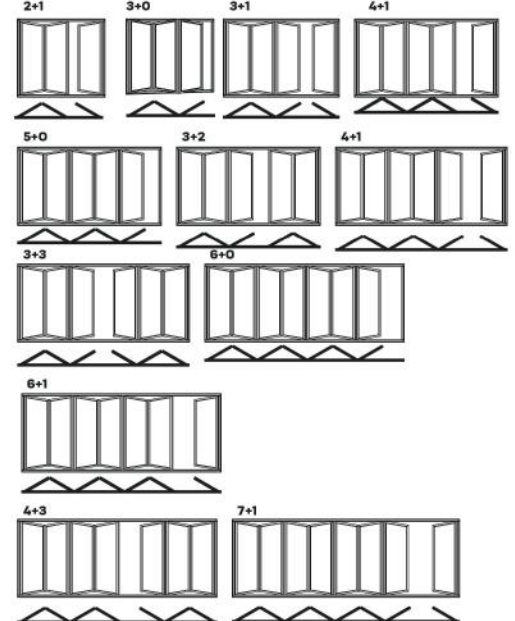
## PENCERE AÇILIM TIPLERİ



## KAPI AÇILIM TIPLERİ



## DIŞ AÇILIM KAPI TIPLERİ







ACCURACY HARMONY BALANCE

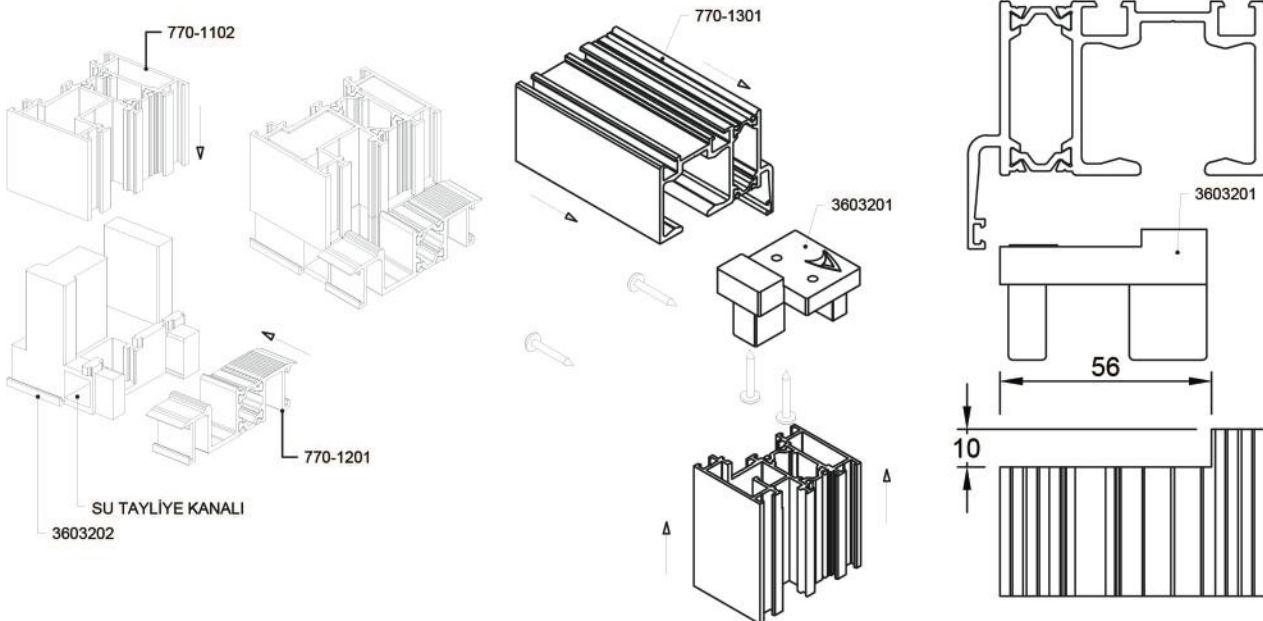
| ÜRÜN ÇİZİMİ | ÜRÜN KODU | ÜRÜN ADI                        |
|-------------|-----------|---------------------------------|
|             | 3202206   | DIŞ CAM FİTİLİ 3 MM             |
|             | 3202114   | İÇ CAM FİTİLİ 4-5 MM            |
|             | 3202115   | İÇ CAM FİTİLİ 6-7 MM            |
|             | 3202116   | İÇ CAM FİTİLİ 8-9 MM            |
|             | 3202306   | KANAT BİNİ FİTİLİ               |
|             | 3202310   | KANAT DERZ FİTİLİ               |
|             | 3202314   | KATLANIR KAPI KANAT DERZ FİTİLİ |
|             | 3202317   | KATLANIR KAPI BİNİ DERZ FİTİLİ  |
|             | 3603600   | ÜST KASA KAPAĞI                 |
|             | 3603601   | F55A02 KAPAĞI                   |

| ÜRÜN ÇİZİMİ | ÜRÜN KODU   | ÜRÜN ADI                            |
|-------------|-------------|-------------------------------------|
|             | 5303208     | PVC CAM TAKOZU                      |
|             | 3603201     | 90° PVC BAĞLANTI TAKOZU             |
|             | 3603202     | ALT RAY 90° PVC BAĞLANTI            |
|             | 3603203     | ÇİFT KANAT ADAPTÖR KAPAĞI           |
|             | 3603204     | ÇİFT KANAT ADAPTÖR KAPAĞI           |
|             | A05082 STAC | POLARİS KAPI KOLU                   |
|             | 0501035     | KALE BAREL 86 MM ASİMETRİK 26+10+50 |
|             | 0521201     | DİLLİ KİLİT 25mm                    |
|             | 0601006     | KİLİT KARŞILIĞI LOCK STRIKER        |
|             | 3601102     | PASİF KANAT ÇEKME KOL               |

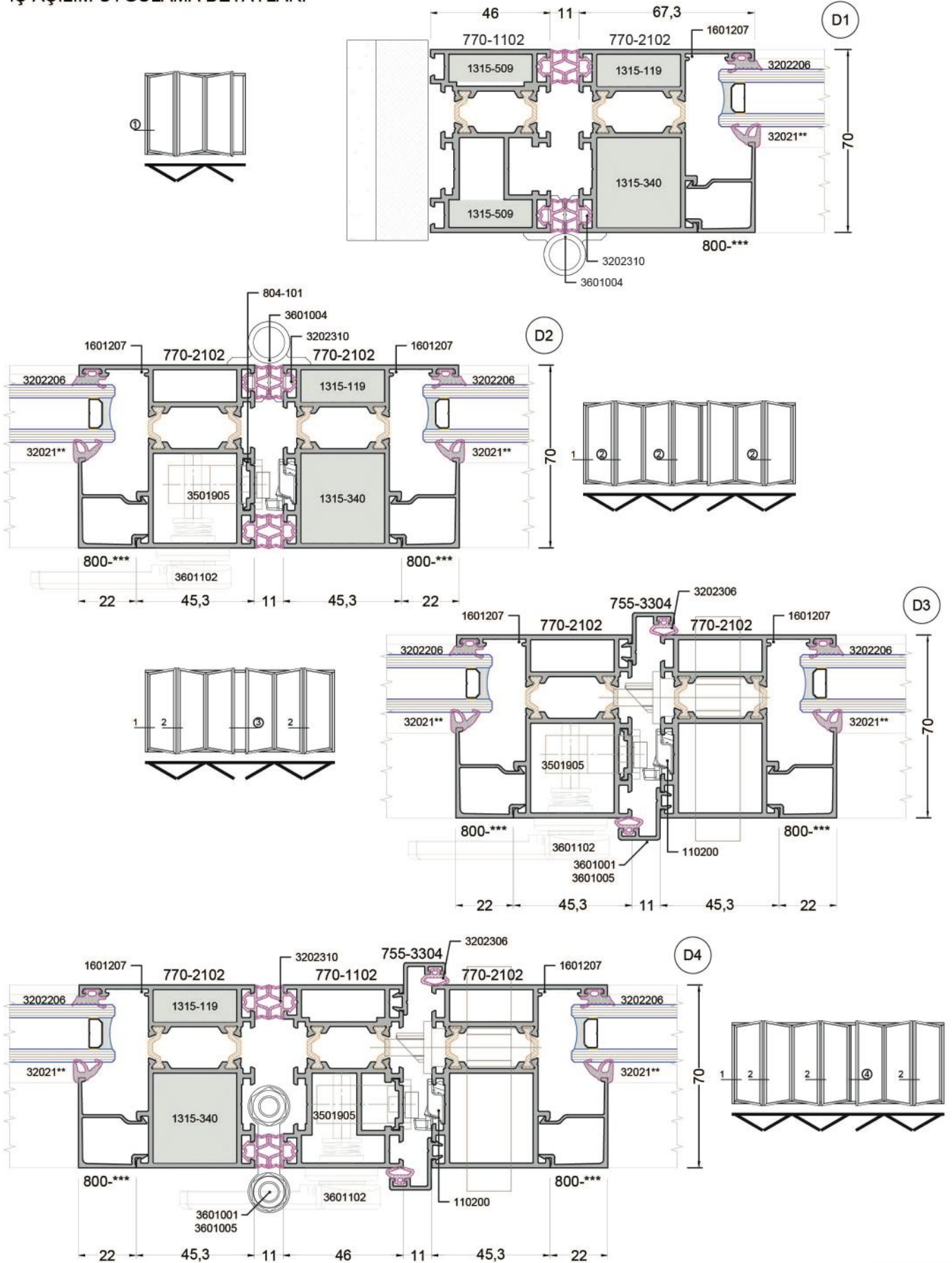
| ÜRÜN ÇİZİMİ | ÜRÜN KODU | ÜRÜN ADI                         |
|-------------|-----------|----------------------------------|
|             | 3601103   | PASİF KANAT ÇEKME KOL UZUNDİL    |
|             | 3501905   | KUMANDA KUTUSU GEARBOX           |
|             | 3601300   | DIKEY SÜRGÜ                      |
|             | 3601004   | DÜZ MENTEŞE                      |
|             | 3601002   | ÇEKME KOLLU MENTEŞE ( DIŞ )      |
|             | 3601007   | ÇEKME KOLLU MENTEŞE TEKLİ ( İÇ ) |
|             | 3601001   | ALT MENTEŞE                      |
|             | 3601005   | ÜST MENTEŞE                      |
|             | 1601207   | KÖŞE ÇAVUŞU CL-11                |
|             | 1315-509  | KÖŞE TAKOZU CORNER JOINT         |

### CAM ÇİTASI SEÇİM TABLOSU

| DIŞ CAM FİTİLİ | CAM KALINLIĞI GLASS THICKNESS | İÇ CAM SEÇİMİ |         |         | CAM ÇİTASI | DIŞ CAM FİTİLİ | CAM KALINLIĞI GLASS THICKNESS | İÇ CAM SEÇİMİ |         |         | CAM ÇİTASI |
|----------------|-------------------------------|---------------|---------|---------|------------|----------------|-------------------------------|---------------|---------|---------|------------|
|                |                               | 3202114       | 3202115 | 3202116 |            |                |                               | 3202114       | 3202115 | 3202116 |            |
|                |                               | 4-5 mm        | 6-7 mm  | 8-9 mm  |            |                |                               | 4-5 mm        | 6-7 mm  | 8-9 mm  |            |
| 3202206        | 20 mm                         |               |         | ●       | 800-345    | 3202206        | 38 mm                         |               | ●       |         | 800-175    |
|                | 22 mm                         |               | ●       |         | 800-345    |                | 40 mm                         | ●             |         |         | 800-175    |
|                | 24 mm                         | ●             |         |         | 800-345    |                | 42 mm                         | ●             |         |         | 800-175    |
|                | 26 mm                         | ●             |         |         | 800-325    |                | 44 mm                         |               | ●       |         | 800-155    |
|                | 28 mm                         |               | ●       |         | 800-285    |                | 46 mm                         |               | ●       |         | 800-120    |
|                | 30 mm                         | ●             |         |         | 800-285    |                | 48 mm                         | ●             |         |         | 800-120    |
|                | 32 mm                         | ●             |         |         | 800-255    |                | 50 mm                         | ●             |         |         | 800-095    |
|                | 34 mm                         | ●             |         |         | 800-235    |                | 52 mm                         |               |         | ●       | 800-045    |
|                | 36 mm                         | ●             |         |         | 800-215    |                | 54 mm                         |               | ●       |         | 800-045    |



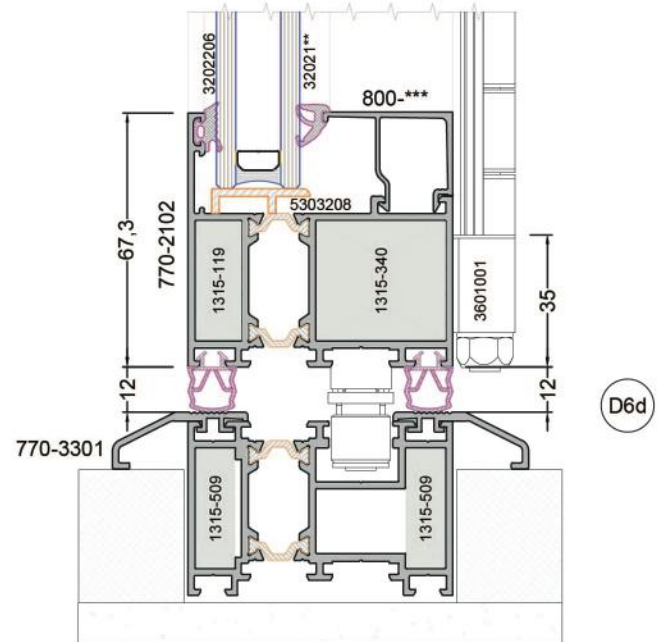
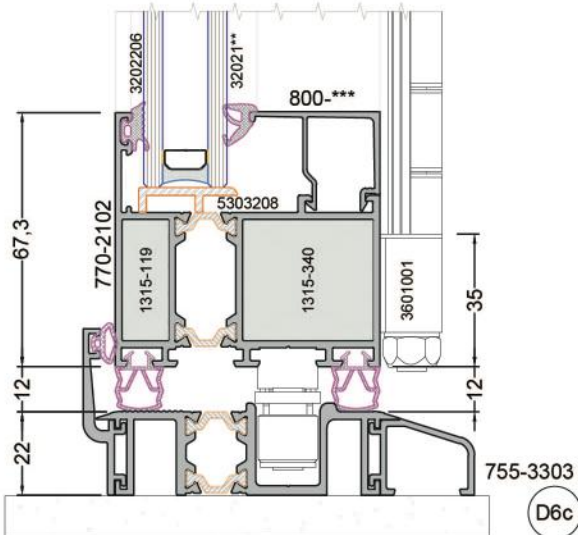
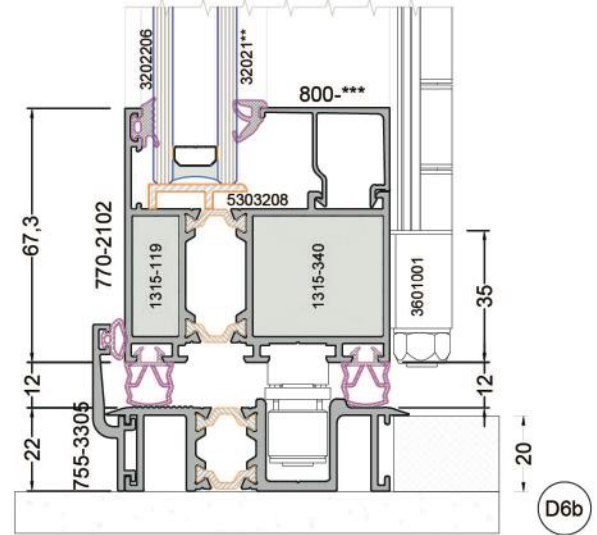
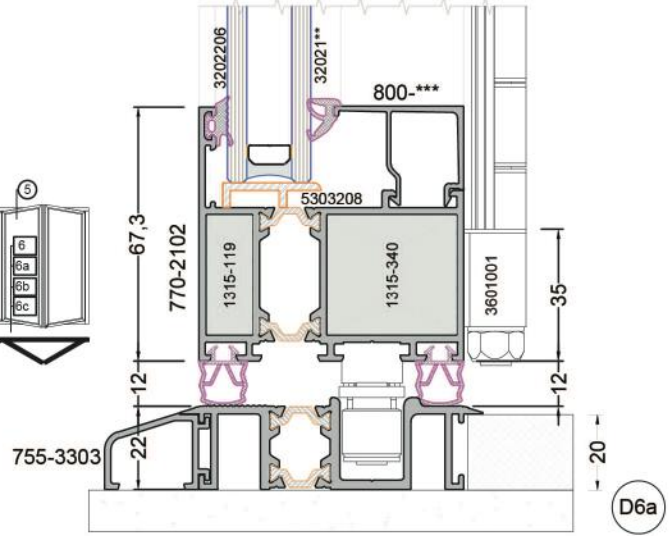
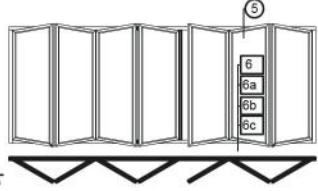
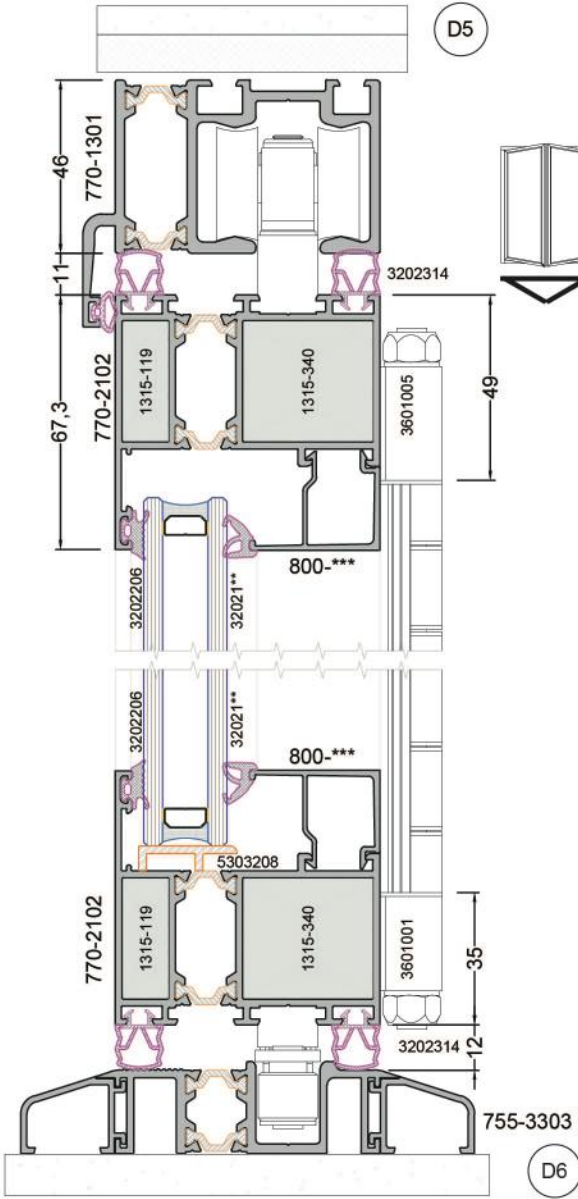
### İÇ AÇILIM UYGULAMA DETAYLARI





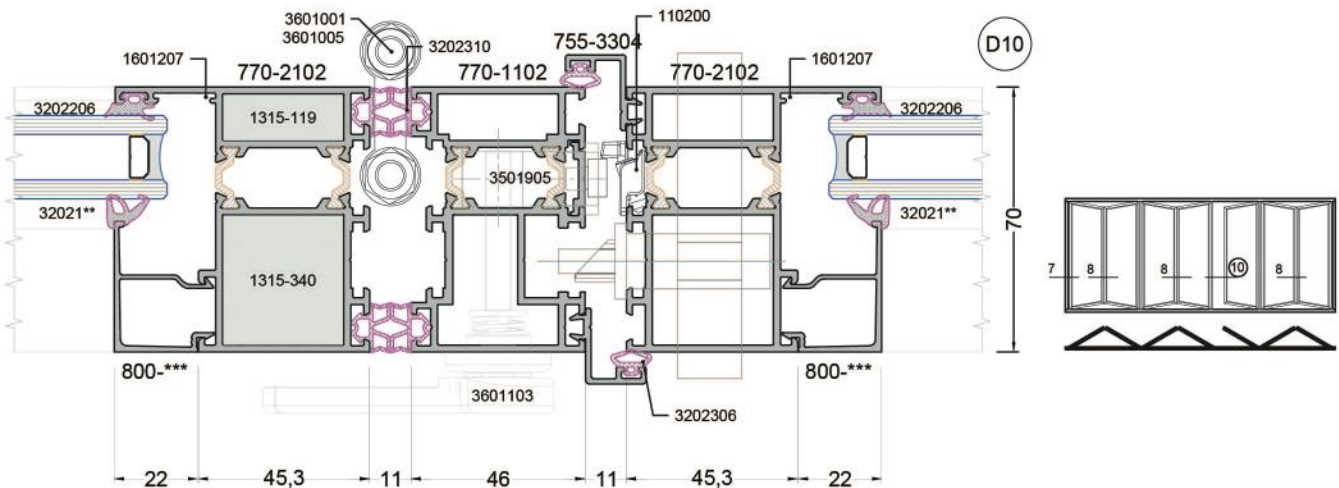
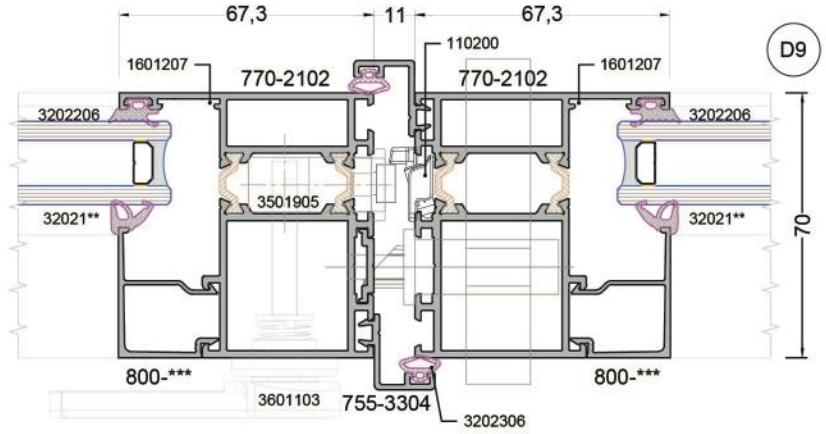
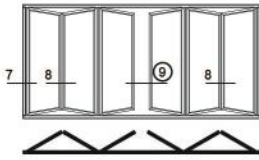
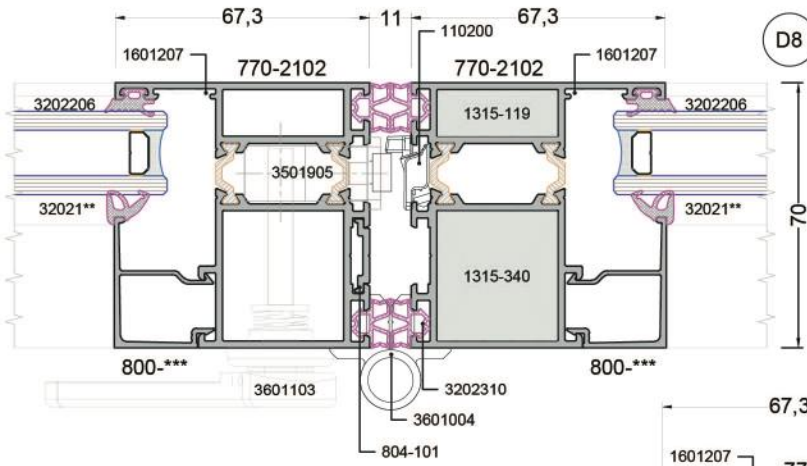
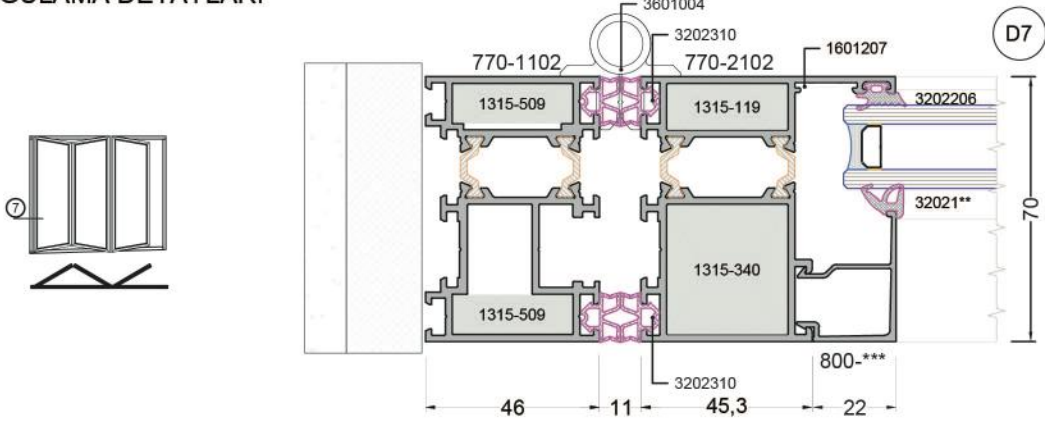


### İÇ AÇILIM UYGULAMA DETAYLARI





### DIŞ AÇILIM UYGULAMA DETAYLARI







ACCURACY

HARMONY

BALANCE

### DIŞ AÇILIM UYGULAMA DETAYLARI

